



# EKS Games - Golf

## MODIFIED EVENTS

Individual Skills Competition  
3 holes Individual Competition  
6 holes Individual Competition

## TRADITIONAL EVENTS

9 holes Individual Competition

## UNIFIED EVENTS

Unified 2-person Competition

The Official Special Olympics Sports Rules for Golf shall govern all Special Olympics competitions. Special Olympics has created these rules based United States Golf Association rules, which shall be employed except when they are in conflict with the Official Special Olympics Sports Rules for Golf.

## RULES OF COMPETITION

### UNIFORM SPECIFICATIONS

1. All participants must wear nice slacks or shorts and a shirt with a collar.
2. Jeans or t-shirts are not permitted.
3. Only golf shoes (no metal spikes) or tennis shoes will be allowed on the golf course.

### GENERAL RULES

1. Qualification Scores
  - a. Each individual golfer entering the tournament must play at least four (4) rounds of individual stroke golf (3, 6 or 9 holes) on any public or private course in Indiana.
  - b. Unified golfers must play four (4) rounds of alternate stroke golf (foursome) as a team on any public or private course in Indiana.
  - c. No player's handicap (individual or team) shall exceed 35.
  - d. Golfers who enter the Individual Skills Competition will be required to participate in every skill offered.
    - i. Individual skills participants must participate in four (4) rounds of each skill.
    - ii. Golfers will be placed into flights (divisions) according to overall results of all skill tests.
    - iii. Each participant will receive one (1) overall medal or ribbon.
2. Scoring
  - a. Each team/individual shall have his/her score maintained by a volunteer.
  - b. If a team/individual does not make the 10th stroke on a given hole, they shall pick up their ball and move to the next hole, listing a 10X on the scorecard.
3. Pace of Play
  - a. Golfers who participate in individual or Unified competition are expected to walk the course during their competition in a reasonable time period (use of a pull cart is allowed).
    - i. The following situations will be an indication you are playing too slow:
      - 1) If your group is averaging more than 15 minutes per hole, you are behind.
      - 2) If there is a one (1) hole gap in front of you as you begin teeing off, you are behind.
    - ii. Penalty: If your group is in one (1) of the above situations, officials will either:
      - 1) Give a warning, with help to locate golf balls and give tips on how to pick up pace.
      - 2) Give a penalty, in extreme circumstances.
    - iii. Any player unable to meet this requirement may apply for permission to use an electric cart. If approved, the County Program shall be responsible for the cost of such cart.
4. Coaching/Advice
  - a. The coach may not give advice or physical assistance to a golfer during a stipulated round.
  - b. Advice is defined as any counsel or suggestion which could influence a player in determining his/her play, the choice of club, or the method of making a stroke.
  - c. Information on the rules or on matters of public information, such as the position of hazards or the flagstick on the putting green, is not advice.

### EQUIPMENT

1. Each player (individual and Unified golfer) must provide his/her own equipment including:
  - a. A set of clubs (14-club maximum), golf bag, and golf balls.
    - i. A set of clubs shall include at least one (1) wood, one (1) iron, and one (1) putter.
  - b. Individual Skills Competition participants must bring appropriate clubs for competition.
2. Golf Carts
  - a. SO Indiana will be following SOI and USGA Rules that require all golfers to walk the course. Any competitor (athlete or Unified partner) may request a golf cart for medical reasons that would prevent the competitor from competing otherwise.
  - b. Any athlete or Unified partner wishing to request a cart must submit the following:
    - i. County Program must submit a request for the following forms and fill out required paperwork at least one (1) week prior to Sectional or State event, whichever the athlete or Unified partner participates in first.
    - ii. Fill out *Physician's Note for Golf Cart* supplied by the State Office
    - iii. Fill out *Golf Cart Best Practices* created by SO Indiana's risk management provider, supplied by the State Office.
    - iv. To operate a golf cart, the athlete or Unified partner must be over 18 and have a valid driver's license.
  - c. Only the golfer with permission may ride in the golf cart.
  - d. If on a Unified team, the teammate may NOT accompany his/her teammate in the golf cart.
  - e. If Rule 2-b-iv does not apply, the golfer must provide the driver who is over 18 and has a valid driver's license.
  - f. The driver may not be his/her teammate.
  - g. Golf carts are restricted to athletes and Unified partners who meet the requirements listed above. It does not include coaches or spectators.
  - h. The County Program is responsible for reimbursement of expenses associated with the golf cart.

# EKS Games - Golf



3. Caddies
  - a. Participants are expected to carry/pull their own golf clubs on the course during competition.
  - b. Participants wishing to bring their own caddy must have the caddy registered with the State Office at least two (2) weeks prior to the Sectional or State event, whichever the participant competes in first.
  - c. All caddies MUST be registered Class A Volunteers with the State Office.
  - d. Caddies will not be allowed to keep score nor provide physical assistance to the participant, but they are permitted to provide advice such as the choice of club or method of making a stroke.

## GENERAL RULES FOR INDIVIDUAL PLAY

1. Purpose
  - a. Individual golf is designed to meet the needs of those Special Olympics golfers wishing to play individually in a tournament where the stipulated round is 3, 6, or 9 holes.
  - b. The player should be capable of playing independently.
2. Format of Play
  - a. The format shall be stroke play competition
3. Number of Holes to be Played
  - a. Athletes will be allowed to enter 3-, 6-, or 9-hole competition.
  - b. When entering athletes in the 3-hole competition shall play three (3) holes no longer than 150 yards.
  - c. Players entered in the 6-hole competition shall play six (6) holes no longer than 200 yards.
  - d. Players entered in the 9-hole competition will play the course as is.
4. Scoring
  - a. If a 10<sup>th</sup> stroke is played without holing the shot, then the player shall record a score of 10X and proceed to the next hole.
5. Ties
  - a. First place ties shall be decided in the following manner.
    - i. Of the players tied for first place, the player with the fewest number of 10X scores shall be declared the winner.
    - ii. All other ties shall remain as ties and both individuals should be presented with the same award.

## GENERAL RULES FOR UNIFIED SPORTS® TEAM PLAY

1. Purpose
  - a. Unified team play is to provide athletes and Unified partners the opportunity to develop a mastery of the basic skills, rules, and etiquette of the game of golf in a team format.
2. Definition of a Team
  - a. A team shall consist of one (1) athlete and one (1) Unified partner.
  - b. Athletes who participate on a Unified team must be players that can participate in one (1) of the individual golf rounds independently. Athlete's participating in the Individual Skills Competition are not eligible for Unified golf.
3. Format of Play
  - a. Foursome (alternate shot) - The players play alternately from the teeing grounds and then alternate strokes until the ball is holed.
    - i. Example: If player "A" plays from the tee on the odd numbered holes (1, 3, 5...) then player "B" would play from the tee on the even numbered holes (2, 4, 6...).
  - b. Only one (1) ball would be in play on a hole.
4. Scoring
  - a. Once the ball is in play on each hole, the players shall alternate turns hitting the ball until the ball is holed or until 10 strokes have been played.
  - b. If a 10<sup>th</sup> stroke is played without holing the shot, the team shall record a score of 10X and proceed to the next hole.
5. Ties
  - a. Ties shall be decided in the following manner.
    - i. Sectional Play
      - a) All ties will be broken, no matter place.
      - b) First tiebreaker: of the tied teams, the team with the fewest 10X scores shall be awarded the higher place.
      - c) Second tiebreaker: if the teams are still tied after applying the first tiebreaker, the scores of tied teams from the top handicap hole (most difficult hole) of the course will be used. If the scores are equal, the scores from the second most difficult handicap hole of the course will be used; and so on until the tie is broken.
      - d) In the event the tie remains after applying the second tiebreaker to all holes, the Golf Sport Management Team will flip a coin.
    - i. State Tournament Play
      - a) All ties shall remain as ties and both teams should be presented with the same award.

### Tips to Pick up Your Pace

1. Play "Ready Golf." This means when it is your turn to play, you have already made your club selection and you know your yardage.
2. When it is your fellow competitor's turn to play, use this time to choose your club or find yardage. Be sure not to disturb anyone while you do this.
3. Help the other players in your group by moving their bag. You may help your group's pace by moving your teammate's bag while he/she hits his/her shot.
4. Help watch each other's shots. Line up stray shots with reference points to help locate lost balls.
5. When approaching a green, lay your bag down on the side of the green that is closest to the next tee.
6. Move off greens quickly and mark scores on the next tee.



# EKS Games - Golf

6. Modifications
  - a. Penalty Strokes
    - i. Penalty strokes do not alter the order of play.
  - b. Order of Play
    - i. If teammates play a stroke or strokes in incorrect order, such strokes shall be cancelled and the side shall incur a penalty of two (2) strokes.
    - ii. The side shall correct the error by playing a ball in correct order as near as possible to the spot from which it first played in incorrect order.
    - iii. If the side plays a stroke from the next teeing ground without first correcting the error, or in the case of the last hole of the round, leaves the putting green without declaring its intention to correct the error, the side shall be disqualified.
  - c. Coaching/Advice
    - i. During a stipulated round, members of a Unified team may provide advice, but may not provide physical assistance to each other.
    - ii. Advice is defined as any counsel or suggestion which could influence a player in determining his/her, the choice of club or the method of making a stroke.
    - iii. Information on the rules or on matters of public information, such as the position of hazards or the flagstick on the putting green, is not advice.

## GENERAL RULES FOR INDIVIDUAL SKILLS COMPETITION

1. Purpose
  - a. The Individual Skills Competition is to allow athletes to train and compete in basic golf skills. The development of these key skills is necessary prior to advancing on to individual or Unified golf.
2. Registration
  - a. Each player shall register by submitting four (4) rounds of short putting, long putting, chip shot, and wood shot skills tests.
3. Short Putt
  - a. Purpose
    - i. To measure the athlete's ability to putt focusing on the short putt.
  - b. Equipment
    - i. A regulation putting green with a properly marked (target) hole should be used. One (1) putter is needed for each athlete. Five (5) balls are needed for each hole being used. A chalker may be used to put the targets around the hole.
  - c. Description
    - i. A target hole is selected and two (2) circles are placed around the hole.
    - ii. One (1) circle will have a 1/2 yard radius and the other circle will have a 1-1/2 yard radius.
    - iii. The athlete will strike five (5) putts towards the hole.
    - iv. The putts will be made from a distance of two (2) yards.
    - v. The starting point should be marked clearly on the green, two (2) yards from the hole.
    - vi. The starting point should be set up on the green with as little contour as possible.
    - vii. Putting uphill is recommended instead of over a side putt or a downhill breaking putt.
  - d. Scoring
    - i. The athlete will putt five (5) balls at the target from a line two (2) yards from the hole, scoring points according to where the ball comes to rest.
    - ii. Athletes will score one (1) point for making a stroke at, and striking scored if the ball. A swing and miss counts as one (1) attempt and receives a score of zero (0) for that shot.
    - iii. A second point is scored if the ball stops within the 1-1/2 yard circle.
    - iv. A third point will be scored if the ball stops inside the 1/2 yard circle.
    - v. If the ball goes in the hole, a total of four (4) points will be scored.
    - vi. The total score from the five (5) shots will be the athlete's final score for the putting competition.
4. Long Putt
  - a. Purpose
    - i. To measure the athlete's ability to putt focusing on the long putt.
  - b. Equipment
    - i. A regulation putting green with a properly marked (target) hole should be used. One (1) putter is needed for each athlete. Five (5) balls are needed for each hole being used. A chalker may be used to put the targets around the hole.
  - c. Description
    - i. A target hole is selected and two (2) circles are placed around the hole.
    - ii. One circle will have 1/2 yard radius and the other circle will have 1-1/2 yard radius.
    - iii. The athlete will strike five (5) putts towards the hole.
    - iv. The putts will be made from a distance of nine (9) yards.
    - v. The starting point should be marked clearly on the green, nine (9) yards from the hole.
    - vi. The starting point should be set up on the green with as little contour as possible.
    - vii. Putting uphill is recommended over a side-hill or a downhill breaking point.

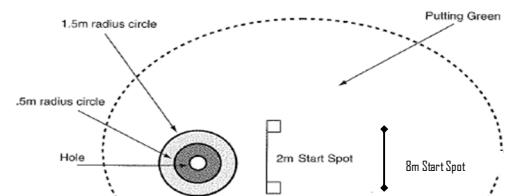


Diagram for the Short & Long Putt

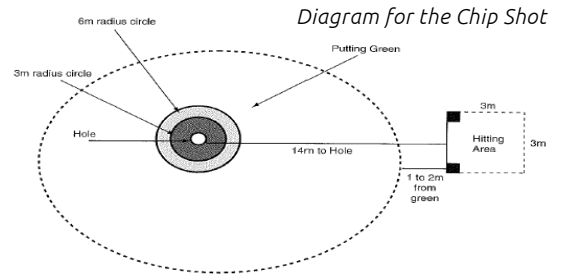
# EKS Games - Golf



- d. Scoring
  - i. The athlete will putt five (5) balls at the target from a line nine (9) yards from the hole, scoring points according to where the ball comes to rest.
  - ii. Athletes will score one (1) point for making a stroke at, and striking the ball. A swing and miss counts as one (1) attempt and receives a score of zero (0) for that shot.
  - iii. A second point scored if the ball stops within the 1-1/2 yard circle.
  - iv. A third point will be scored if the ball stops inside the 1/2 yard circle.
  - v. If the ball goes in the hole, a total of four (4) points will be scored.
  - vi. The total score from the five (5) shots will be the athlete's final score for the putting competition.

## 5. Chip Shot

- a. Purpose
  - i. To measure the athlete's ability in hitting a controlled chip shot 15 yards from the hole.
- b. Equipment
  - i. An assorted number of irons for both left and right handed players. Woods and putters are not permitted for this skill. Five (5) balls for each hole being used. A safely marked hitting area 3-yards x 3-yards square. A putting green with a clearly marked target flag and hole.
- c. Description
  - i. A chipping area is set up which includes a 3-yard x 3-yard square hitting area 15 yards from the hole.
  - ii. The chipping area should be between 3-4 yards from the closest edge of the green.
  - iii. A 3-yard radius circle and a 6-yard radius circle will be placed around the hole.
  - iv. The athlete is instructed to chip the ball at a designated hole getting it as close to the hole as possible.

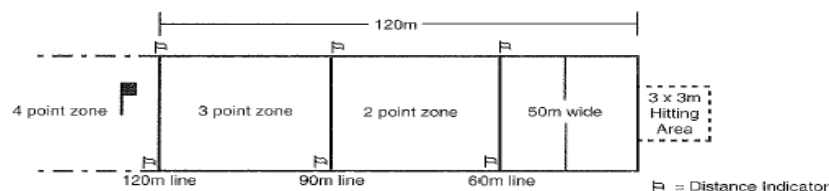


- d. Scoring
  - i. The athlete will attempt five (5) shots at the target, scoring points according to where the ball comes to rest.
  - ii. Athletes will score one (1) point for making a stroke at, and striking the ball. A swing and miss counts as one (1) shot and receives a zero (0) for that score.
  - iii. A second point is scored if the ball comes to rest inside the 6-yard circle around the hole.
  - iv. A third point is scored if the ball comes to rest inside the 3-yard circle around the hole.
  - v. If the ball goes in the hole, a total of four (4) points will be awarded.
  - vi. The total score from the five (5) attempts will be the athlete's final score for the chipping contest.

## 6. Wood Shot

- a. Purpose
  - i. To measure the athlete's ability to hit a wood shot for distance within a set hitting area.
- b. Equipment
  - i. An assorted number of woods for both left and right handed players. An appropriate number of golf balls based on the number of competitors. It is recommended that five (5) balls per player be available to eliminate having to retrieve balls. A safely marked hitting area, chalk, and marker; ball retrievers for the scorers. A target flag and eight (8) cones or other visible marker to identify distance locations.
- c. Description
  - i. The athlete may choose to hit the ball off a tee, a mat, or the ground.
  - ii. The athlete is instructed to hit the ball from the teeing area toward a designated flag in the hitting area trying to keep the ball within the boundary markers and achieving a distance of more than 60m.
- d. Scoring
  - i. The athlete will attempt five (5) shots at the target, scoring points according to where the ball comes to rest.
  - ii. Athletes will score one (1) point for making a stroke at, and striking the ball. A swing and miss counts as one (1) attempt and the athlete receives zero (0) points for that shot.
  - iii. Two (2) points are scored for a ball that comes to rest between the 60m and 90m lines within the 50m wide boundary lines.
  - iv. Three (3) points are scored for a ball that comes to rest between the 90m and 120m lines within the 50m wide boundary lines.
  - v. Four (4) points are scored for a ball that comes to rest beyond the 120m line within the 50m wide boundary line.
  - vi. The athlete's score for the wood shot shall be the sum total of the five (5) attempts.

*Diagram for Wood Shot*



# Golf Individual Skills Scorecard

Athlete's Name: \_\_\_\_\_

County Program: \_\_\_\_\_



Event Attempts	Scoring System	Points	Score
<b>Short Putt</b> <i>5 attempts</i>	<ul style="list-style-type: none"> <li>• 0 points for missing the ball</li> <li>• 1 point for striking the ball</li> <li>• 2 points for ball stopping in outer circle</li> <li>• 3 points for ball stopping in inner circle</li> <li>• 4 points for ball going in hole</li> </ul>	Attempt #: 1) _____ 2) _____ 3) _____ 4) _____ 5) _____	Sum of all 5 attempts: _____ points
<b>Long Putt</b> <i>5 attempts</i>	<ul style="list-style-type: none"> <li>• 0 points for missing the ball</li> <li>• 1 point for striking the ball</li> <li>• 2 points for ball stopping in outer circle</li> <li>• 3 points for ball stopping in inner circle</li> <li>• 4 points for ball going in hole</li> </ul>	Attempt #: 1) _____ 2) _____ 3) _____ 4) _____ 5) _____	Sum of all 5 attempts: _____ points
<b>Chip Shot</b> <i>5 attempts</i>	<ul style="list-style-type: none"> <li>• 0 points for missing the ball</li> <li>• 1 point for striking the ball</li> <li>• 2 points for ball stopping in outer circle</li> <li>• 3 points for ball stopping in inner circle</li> <li>• 4 points for ball going in hole</li> </ul>	Attempt #: 1) _____ 2) _____ 3) _____ 4) _____ 5) _____	Sum of all 5 attempts: _____ points
<b>Wood Shot</b> <i>5 attempts</i>	<ul style="list-style-type: none"> <li>• 0 points for missing the ball</li> <li>• 1 point for striking the ball</li> <li>• 2 points for ball 60-90M within boundary</li> <li>• 3 points for ball 90-120M within boundary</li> <li>• 4 points for ball beyond 120M within boundary</li> </ul>	Attempt #: 1) _____ 2) _____ 3) _____ 4) _____ 5) _____	Sum of all 5 attempts: _____ points

**Note:**

Do NOT submit this form as the entry form. Use this form for entry score calculation only.

Place the TOTAL SCORE as the entry score on Page 160.

**TOTAL  
SCORE**

\_\_\_\_\_